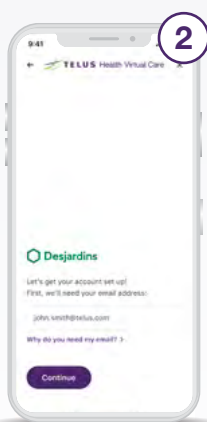


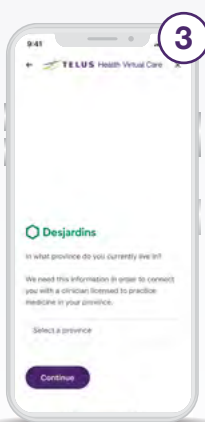
Activate your TELUS Health Virtual Care account.



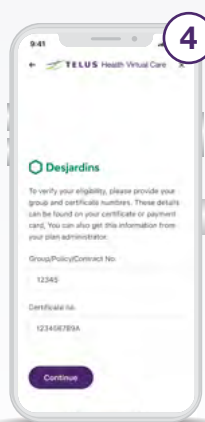
Scan this QR code or go to desjardinslifeinsurance.com/virtual-care



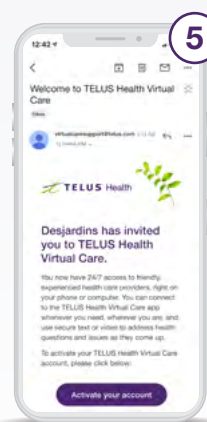
Enter your personal email address.*



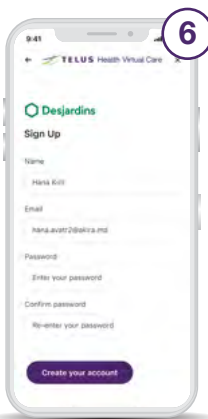
Choose your province of residence.



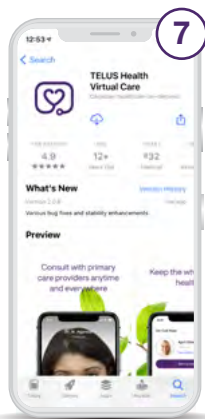
Enter your group/policy/contract number and certificate number.



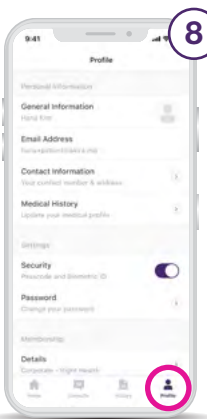
After confirming your information, you will receive an activation email. Click on "Activate your account."



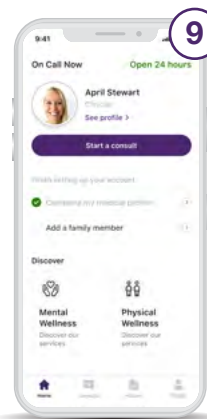
Complete your registration by choosing a password.



Download the TELUS Health Virtual Care app on your device and sign in using the email and password you just entered.



Set up your profile and invite your immediate family.** To add more than one dependent above the age of medical consent, email help@vc.telushealth.com.



Start a consult from the home screen as soon as you need care.

Activate your account today: desjardinslifeinsurance.com/virtual-care



*To protect the confidentiality of your personal and medical information, we ask that you use a personal email address rather than a work address.

**Spouse and children under 26.